


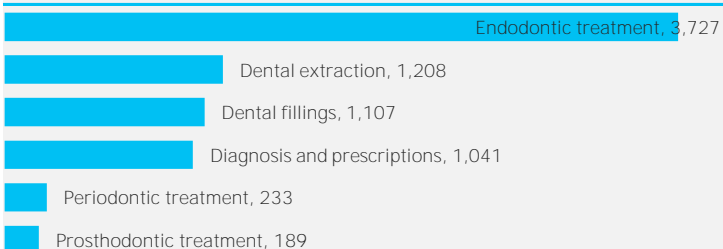


### Context

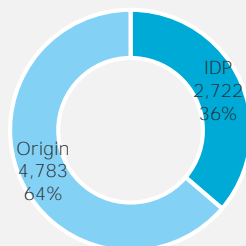
Our dental clinics have provided 7505 dental services in the month of September 2018, with a similar rate as the month of July, we are still witnessing an increased pressure from beneficiaries due to the relative improvement of the security situation, and because of the increase in population due to the displacement. We are still running on high risk in continuing the provision of service with the same rate in light of the decrease in support for dental care.

Awareness sessions have been provided to 110 children in the Al Atareb district, where children were instructed about the best ways to promote their oral hygiene.

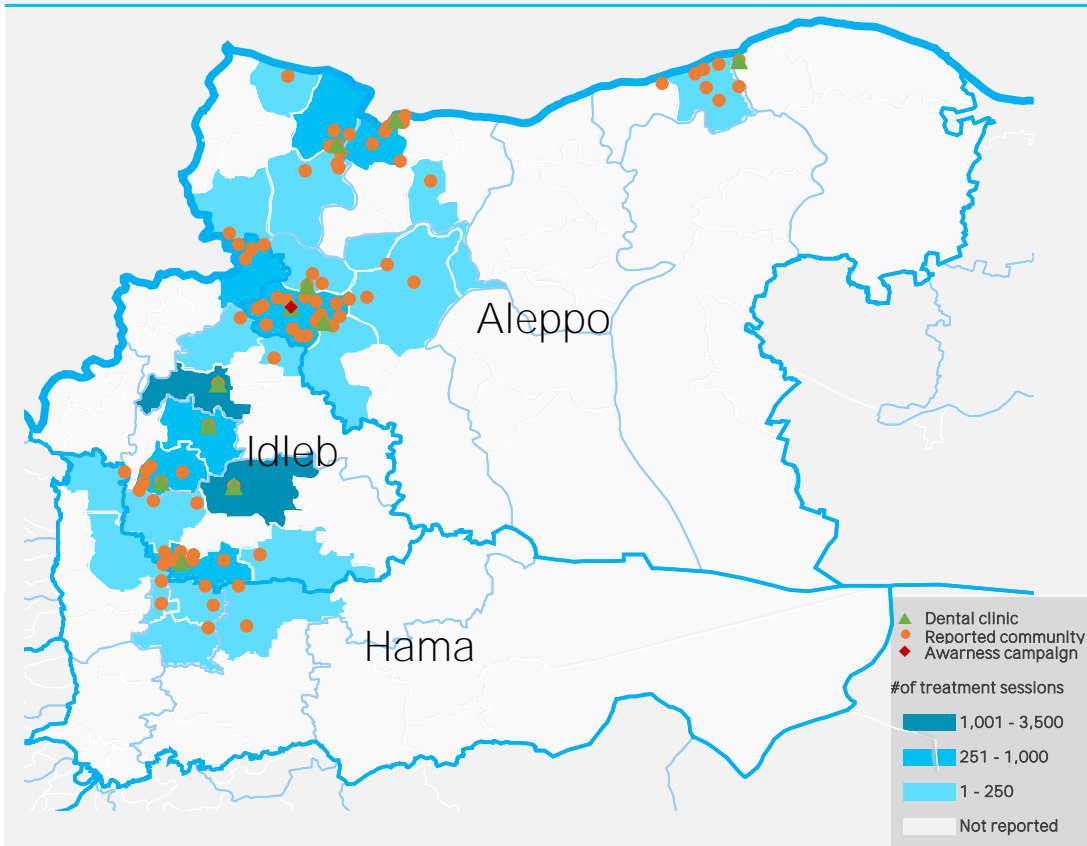
	<b>14</b> Clinics		<b>7,505</b> Treatment Sessions		<b>110</b> Child
Distributed over		Provided to		Through/Provided to	
<b>84</b>	Communities	<b>853</b>	Girls	<b>1</b>	Campaigns
<b>28</b>	Sub-districts	<b>731</b>	Boys	<b>4</b>	Schools
<b>11</b>	Districts	<b>3,362</b>	Men	<b>71</b>	Girls
<b>3</b>	Governorate	<b>2,559</b>	Women	<b>39</b>	Boys





### Origin/IDP



### Geographic distribution of dental services



### Total dental assistants (from Feb-2013 until 43344)

	187,444 Treatment Sessions					4,012 Child	
Distributed over		Provided to			Through/Provided to		
281	Communities	24,988	Girls	86	Campaigns		
56	Sub-districts	21,132	Boys	97	Schools		
16	Districts	80,026	Men	2,251	Girls		
3	Governorate	61,298	Women	1,761	Boys		

### The number of treatment sessions over months

