




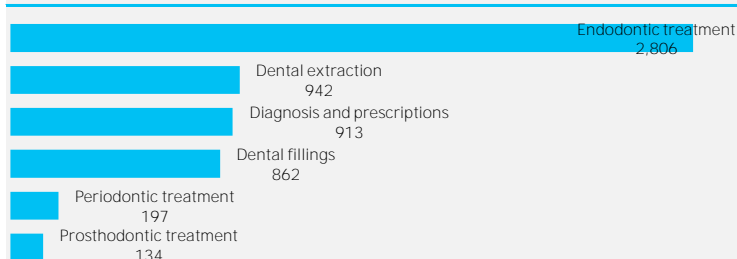
Context

Our dental clinics have provided 5854 dental service in the month of April 2018, and reduced the treatment service provided after limiting the work to 14 clinics out of a total of 18 clinics because of the discontinuation of support for some clinics and work within our capabilities to provide the service of the dental care service for those in need,

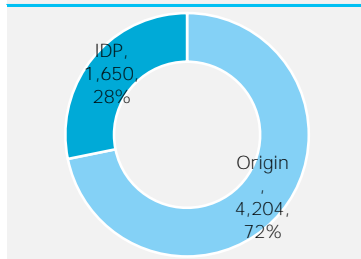
We provided awareness sessions for 25 children through which children were encouraged to take care of oral and dental health. The decrease in prevention sessions is continuous as schools are over capacitated with IDPs from Eastern Ghouta, and also because the end of semester is approaching and teacher are intensifying classes to recompensate the delay

	14 Clinics		5,854 Treatment Sessions		25 Child
Distributed over		Provided to		Through/Provided to	
57 Communities		724 Girls		1 Campaigns	
19 Sub-districts		645 Boys		1 Schools	
8 Districts		2,513 Men		10 Girls	
4 Governorate		1,972 Women		15 Boys	

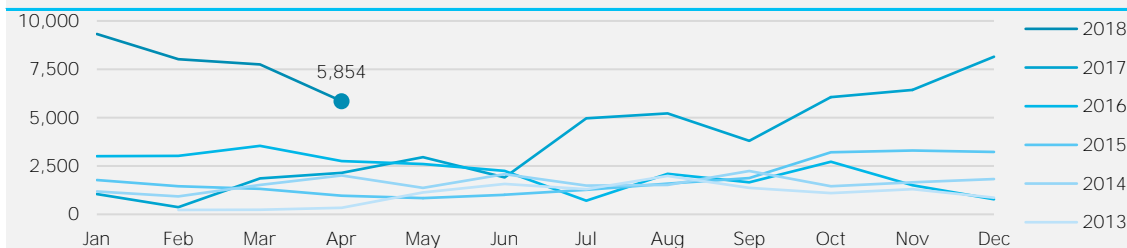
Treatment profile



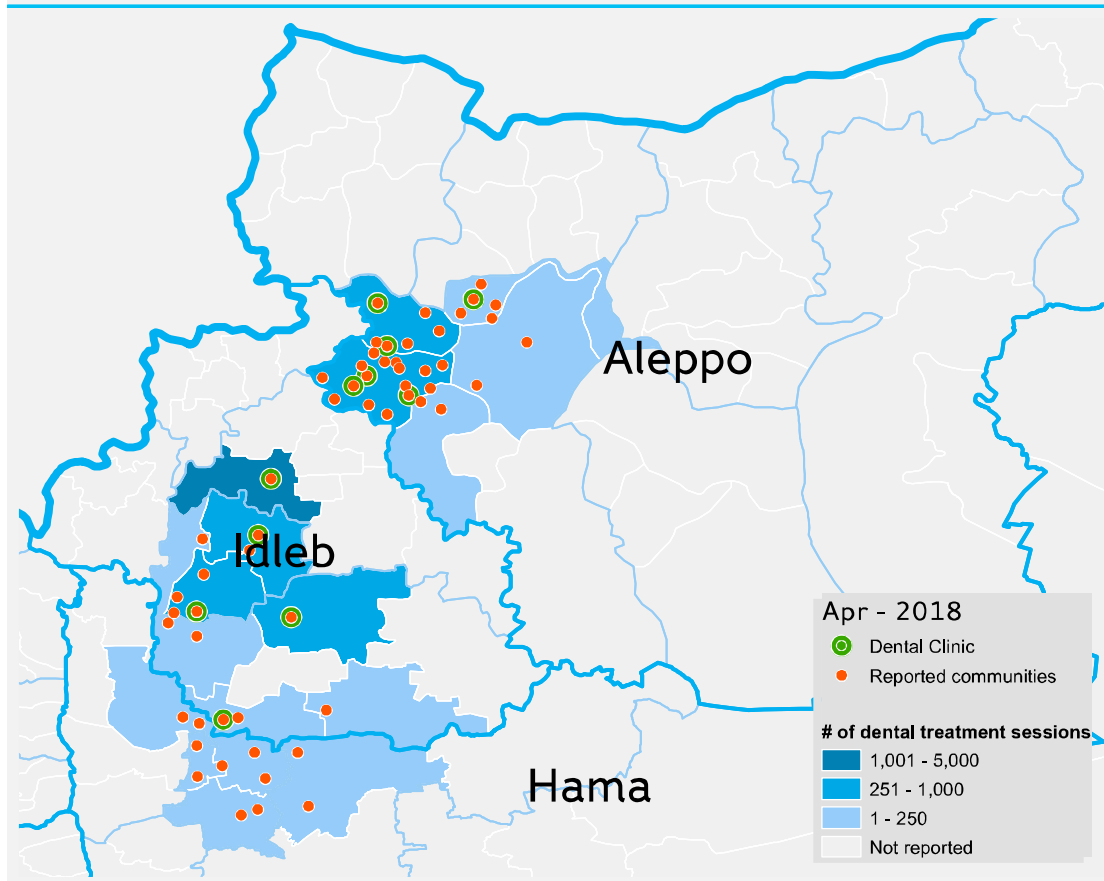
Origin/IDP





The number of treatment sessions over months



Geographic distribution of dental services



Total dental assistants (from Feb - 2013 until Apr - 2018)

	155,012 Treatment Sessions					3,546 Child	
Distributed over		Provided to				Through/Provided to	
216	Communities	20,811	Girls	84	Campaigns		
40	Sub-districts	17,733	Boys	78	Schools		
14	Districts	65,771	Men	2,003	Girls		
4	Governorate	50,697	Women	1,543	Boys		